


PERSONAL STATEMENT WORKBOOK

UNDERGRADUATE



MAKING A DECISION...

...how to **choose** your **course**



Which qualification will your studies lead to? e.g. BA, BSc, BEng.



Consider how the course is taught and assessed – do you prefer exams or coursework? Would you rather do more classroom work or self-study?



Ask yourself what you are interested in and what subjects you enjoy. Don't commit yourself to studying a subject you don't even like.





WOULD YOU LIKE THE OPTION TO STUDY ABROAD OR SPEND A YEAR IN INDUSTRY (A SANDWICH COURSE) OR DO YOU PREFER PURE STUDY AND A QUICKER GRADUATION?

Do your research. Look at universities' websites and UCAS.com, talk to people from different professions, read independent guides, speak to your careers teacher, try student shadowing at LJMU, or use online guidance tools such as the Stamford test...



CONSIDER THE DURATION OF THE COURSE – IS IT THREE, FOUR OR FIVE YEARS?

Do you want to study **full time or part time?**



CONSIDER WHAT YOU WANT TO DO IN THE FUTURE AND WHETHER YOUR CHOSEN COURSE WILL HELP YOU GET THERE.



To fully understand the course content, make sure you look further than the course title – look at modules, assessment, placements and how you will be taught.



Some things you may want to keep in mind when choosing a university:

- Does the university offer the course you want?
- Would you prefer to stay close to home, or move away?
- Will you feel more comfortable studying on a campus or in a city university?
- Do you prefer a large or small institution?
- Are you realistically likely to meet the entry requirements at this particular university?
- Do you like the city?
- Where will you live?
- Do you like the university buildings, accommodation and facilities?
- What financial packages are on offer?

Remember to get a feel for a place first, visit the university before applying, explore the city and try out the facilities, chat to staff and students at an Open Day.



KEY DATES FOR YOUR DIARY

Check the UCAS website for full details: www.ucas.com/apply/key-dates

March - June	UCAS Fairs will be taking place all over the country. A perfect opportunity to chat to the universities you are interested in, pick up a prospectus and register for an Open Day.
June - October	Most universities hold their Open Days during this time. Visit the ones you are interested in. Use these events to rule out universities that may not be right for you.
June	Start work on your online application form on UCAS Apply www.ucas.com/apply
September	This is the earliest date you can send a completed application to UCAS.
15 January	Application deadline for the majority of courses. Remember that your school or college is likely to have an earlier deadline for personal statements
February	UCAS Extra begins (if you missed the January 15 deadline).
24 March	A later deadline for some Art and Design courses.
August	Results day/Clearing/Adjustment vacancy search.

How does UCAS Apply work?

- You have a maximum of five choices – you don't have to use them all. You may choose to apply for a number of courses at one university, or at different universities.
- You only have one personal statement. All admissions teams will receive the same statement so make sure it is suitable for all your applications.
- Your personal statement can have a maximum word count of 4000 characters (including spaces). Use them wisely – only include relevant information and avoid repeating yourself.



Visit Liverpool John Moores University at one of our **OPEN DAYS**. Register online now to receive more information ljmu.ac.uk/op

ORDER A PROSPECTUS:

ljmu.ac.uk/study/undergraduate-students/order-a-prospectus

WRITING YOUR PERSONAL STATEMENT

Why is the personal statement important?

- It's your chance to tell us about YOU, and why we should make YOU an offer.
- It's your opportunity to explain your choice of course, your motivation and commitment.
- It forms the basis for making you an offer or being selected for interview. It also drives the questions asked at the interview.
- It is especially important if your grades are borderline.

HOW TO START

1.

Ask yourself what key messages you want your personal statement to give

2.

Prepare a list of facts about yourself that you want to include (with evidence)

3.

Organise the material into a logical structure: introduction, main body, conclusion



STRUCTURE

Approach your personal statement like you would an essay. It should have a clear, organised structure with introduction, main body and conclusion.

Introduction

This should grab the reader's attention and encourage them to read on. Mention why you have chosen your area of study.

Main body

This is where you provide the bulk of information about you, your skills and your choice of course. It will cover your previous experience at school and outside school, any hobbies, your reasons for applying – but only facts relevant to the course you are applying for.

Conclusion

Leave the reader with a positive reinforcement of your key messages.

WHAT TO INCLUDE

About your choice

- Why are you applying for this course?
- Which aspects of it are you looking forward to studying?
- Why are you interested in this subject?
- What are your reasons for going into higher education?
- Demonstrate that you have put research into choosing the best course for you.

ABOUT YOU

EDUCATION - cover not just the subjects you study, but also why you study them, how they link to your course choice and which aspects you enjoy. Tell us of any experiences such as drama productions, school concerts, sports activities, positions of responsibility you may have held (student council, head boy/girl etc), charity initiatives, event organising.

WORK EXPERIENCE - this can demonstrate experience related to your course or, even if unrelated, show skills such as communication, team working, time management, problem solving and many more.

FUTURE CAREER PLANS - if you already have some – this shows that you are focused and committed.

SUBJECT-RELATED HOBBIES - if your hobbies have nothing to do with the course you are applying for, think carefully about including them as there may be a better way to utilise your 47 lines.

REMEMBER

Allow plenty of time to prepare several drafts, revisit them and get feedback. If you rush your personal statement, the admissions tutor will know it

Use good written English and a clear structure – remember to spell check

Make your personal statement interesting – avoid obvious statements that could apply to anyone

Make it unique – your personal statement should show the real you, don't pretend to be someone you are not

Sell your strengths – it's your chance to shine

Substantiate your personal statement with examples – don't make bold claims unless you can prove them

It's important to come across as motivated and enthusiastic

Write your personal statement yourself – if you use any templates available on the web, or work together with a friend, chances are you will get caught and accused of plagiarism

Keep a copy of your personal statement – if you have an interview, questions may be based on your personal statement

EXAMPLES OF SKILLS THAT ADMISSIONS TUTORS LOOK FOR:

- Good communication skills (listening, oral and written)
- Motivated
- Hardworking
- Time management skills
- Keen to learn
- Independent study skills
- Team working skills
- Focused on the subject
- Relevant work experience
- Punctuality and good attendance record
- IT literacy
- Honest and trustworthy

When talking about your previous experience...



Say what you did (good)



Say what you have learned from it (better)



Say how it links to the course you are applying for (best)

DON'T JUST LIST EVERYTHING YOU'VE EVER DONE



REMEMBER

A universal guide like this one can only give you generic guidelines, what makes a good personal statement will strongly depend on the course applied for.

Read carefully any information provided about entry requirements for your course and ensure that your personal statement addresses the points that the admissions teams are asking for. LJMU gives a lot of course-specific hints at www.ljmu.ac.uk/study/courses

COMMON MISTAKES TO AVOID

- ❑ Avoid bland statements such as “I like reading”. What do you like reading? Why do you like reading? What do you gain from reading?
- ❑ Don't repeat the information already provided in other sections of your application
- ❑ Don't make things up – very embarrassing if you get caught
- ❑ Don't waffle
- ❑ Don't write your life story – only include information relevant to the course
- ❑ Avoid using language you don't understand
- ❑ Don't make silly errors such as typos or copy and paste mistakes. Run a spell checker and ask someone to proofread your statement

ABOUT YOU

Does your personal statement demonstrate that:

- ❑ You understand what the course entails?
- ❑ You have a true interest in this subject?
- ❑ You have the intellectual ability to cope with the demands of the course?
- ❑ You are the type of person that the admissions team are looking for?
- ❑ You will get involved in university life and make a positive contribution in classes?
- ❑ You have thought through your reasons for applying?
- ❑ You are motivated and likely to accept a place, if offered?
- ❑ You can write clearly in good English with a structure?
- ❑ You can provide evidence of any statements you make about yourself?



WHAT HAPPENS AFTER YOU'VE SUBMITTED YOUR APPLICATION?

You can track your application on UCAS. You will receive one of the following outcomes from each of your choices:

- ❑ **(INV) Invite for interview/audition**
- ❑ **An offer decision:**
 - (C) Conditional** - most students will receive conditional offers that will depend on grades pending (e.g. BBB, 120 points in UCAS Tariff – this may include a minimum grade in a specified subject)
 - (U) Unconditional** - this is quite rare and for applicants who already achieved grades
- ❑ **(R) Reject** - no offer of a place
- ❑ **(W) Withdrawal** - non-attendance at interview or withdrawn application
- ❑ **(F) Full** - your chosen course if full. This can only happen if you miss the application deadline

You may also receive an invite to a departmental Applicant Day – it's your chance to interview the university. Don't miss it!

More information about LJMU's Applicant Days:

ljmu.ac.uk/study/undergraduate-students/information-for-applicants

YOU CAN ONLY TAKE TWO OF YOUR OFFERS FORWARD:

- ❑ **One must be your 'Firm (F)' choice, which is your first choice course**
- ❑ **You can also have an 'Insurance (I)' choice, which is your second choice**
- ❑ **These will be displayed as CF/UF/CI/UI depending on whether your offer is Conditional or Unconditional**
- ❑ **Ideally your insurance choice should have lower entry requirements than your firm**

If you have not received any offers, do not panic. You may still secure a place through UCAS Extra or Clearing.

Visit our website to find out the answers to frequently asked questions about Clearing:

ljmu.ac.uk/study/undergraduate-students/clearing/your-essential-guide-to-clearing-confirmation-and-adjustment

PERSONAL STATEMENT SKILLS SHEET

	ACTIVITY e.g. member of fundraising committee	SKILLS I GAINED e.g. planning, organisation, communication
School experience		
Work experience		
Extracurricular		
Your choice		

HOW MUCH DO YOU KNOW ABOUT THE COURSE YOU'RE APPLYING FOR

COURSE TITLE:

.....

WHY HAVE I CHOSEN THIS COURSE? WHAT MAKES IT STAND OUT?

.....

WHAT ARE THE ENTRY REQUIREMENTS? (grades, experience, anything else that can help secure a place?)

.....

HOW MANY CONTACT HOURS A WEEK ARE THERE?

.....

WHAT MAKES ME A SUITABLE CANDIDATE? (list your unique selling points and your strengths – you will expand this in your personal statement)

.....

.....

.....

.....

.....

.....

.....

.....

.....

.....

.....

.....

.....

.....

.....

.....

.....

.....

.....

.....

.....

.....

.....

HOW IS THIS COURSE GOING TO HELP MY FUTURE?

.....

.....

.....

.....

.....

.....

.....

.....

.....

.....

.....

.....

.....

.....

.....

.....

.....

.....

.....

.....

.....

.....

.....



LJMU ON DEMAND

EXPERIENCE THE WORLD OF LJMU 24/7.

Simply go to LJMU On Demand, register if it is your first visit, and then explore our range of exciting online content.

<https://www.ljmu.ac.uk/on-demand/login>



If you have any questions, please don't hesitate to get in touch. You can give us a call on 0151 231 5090 or email us at courses@ljmu.ac.uk



@LJMUofficial @ljmu @ljmutv

Enquiry helpline: **0151 231 5090**

Email: **courses@ljmu.ac.uk**

Connect with LJMU

Chat to us on social media

