



# Solar Dynamics Observatory Data



Telescope/Wavelength = HMI Intensitygram (gray)

Accessed from <https://sdo.gsfc.nasa.gov/data/aiahmi/> on 30/03/2023


# Solar Dynamics Observatory Data



Telescope/Wavelength = HMI Intensitygram (gray)

Accessed from <https://sdo.gsfc.nasa.gov/data/aiahmi/> on 30/03/2023

# Solar Dynamics Observatory Data




Telescope/Wavelength = HMI Intensitygram (gray)

Accessed from <https://sdo.gsfc.nasa.gov/data/aiahmi/> on 30/03/2023




# Solar Dynamics Observatory Data



Telescope/Wavelength = HMI Intensitygram (gray)

Accessed from <https://sdo.gsfc.nasa.gov/data/aiahmi/> on 30/03/2023

# Solar Dynamics Observatory Data




**Date: 28/03/2023**

**Time: 18:10:38**

SDO/HMI Quick-Look Continuum: 2023.03.28\_18:11:15\_TAI

# Solar Dynamics Observatory Data



**Date: 29/03/2023**

**Time: 18:58:38**

SDO/HMI Quick-Look Continuum: 2023\_03\_29\_18\_59\_15\_TAI

Telescope/Wavelength = HMI Intensitygram (gray)

Accessed from <https://sdo.gsfc.nasa.gov/data/aiahmi/> on 30/03/2023